

Booth Design Guidelines

In line exhibits

Description: Inline exhibits have exhibitors on both sides.

These guidelines are put in place to ensure that every exhibitor has an equal opportunity to display their products and/or services. Please take the time to ensure that your display will meet these regulations to prevent unnecessary work on site. Any questions should be directed to your representative at The Green Living Show at (416) 360-0044.

Show Drape

Black Show drape will be provided by Show Management to provide a basic frame or back drop for your booth. However, it is recommended that you provide a pop-up or hard wall display for a professional look.

Guidelines for Booth Display

Full back wall must be 8' in height as shown below. Please note, it is the responsibility of the exhibitor to finish any side of the wall, in an attractive manner that is exposed to view.

Signage:

Hand written signs are not permitted. The top of the sign must not be higher than 12' from the floor with the bottom being at least 8' from the floor. Signage must be single sided, face the aisle in front of the booth and cannot be attached directly to the top of the back wall. It must be completely within the cubed boundaries of the rented space.

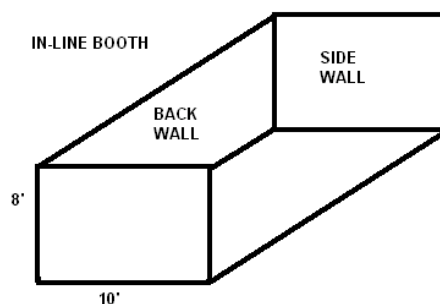
IT IS THE EXHIBITOR'S RESPONSIBILITY TO PROVIDE THE FOLLOWING:

Tables, chairs, all utilities and accessories are the responsibility of each exhibitor.

Flooring*:

It is a requirement that all exhibits have their entire booth space floor covered with carpeting or some other suitable product.

- Exhibitors laying tile or similar coverings or those who build structures (risers, decks) may not adhere it to the facility's floor and need to lay building paper, plastic sheeting or some other suitable protection.
- Duct tape is not permitted to fasten carpeting to the floor. Two-sided adhesive tape is required. Show Management recommends Scapa tape -- a cloth type, low residue tape and is available at Pillar Tapes, 416-665-4646. If tape is not completely removed, any additional cleaning charges will be passed along to the exhibiting company.



Booth Design Guidelines

Corner exhibits

Description: Corner exhibits have exhibitors on one side only.

These guidelines are put in place to ensure every exhibitor has equal opportunity to display their products and/or services. Please take the time to ensure that your display will meet these regulations to prevent unnecessary work on site. Any questions should be directed to your representative at The Green Living Show at (416) 360-0044.

Show Drape

Black Show drape will be provided by Show Management to provide a basic frame or back drop for your booth; however, it is recommended that you provide pop-up or hard wall display for a professional look.

Guidelines for Booth Display

Full back wall must be 8' in height and have 8' sidewalls as shown below. A sidewall is optional on the side of the booth that does not have an adjoining exhibitor. It is the responsibility of the exhibitor to finish any side of the wall, in an attractive manner, which is exposed to view.

Signage:

Hand written signs are not permitted. The top of the sign must not be higher than 12' from the floor with the bottom being at least 8' from the floor. Signage must be single sided, face the aisle, finished on the back side and cannot be directly attached to the top of the back wall. It must be completely contained within the cubed boundaries of the rented space.

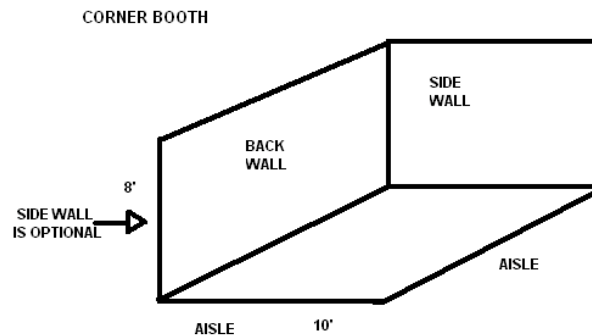
IT IS THE EXHIBITOR'S RESPONSIBILITY TO PROVIDE THE FOLLOWING:

Tables, chairs, all utilities and accessories are the responsibility of each exhibitor.

Flooring*:

All exhibits must have their entire booth space floor covered with carpeting or some other suitable product.

- Exhibitors laying tile or similar coverings or those who build structures (risers, decks) may not adhere it to the facility's floor and need to lay building paper, plastic sheeting or some other suitable protection first.
- Duct tape is not permitted to fasten carpeting to the floor. Two-sided adhesive tape is required. Show Management recommends Scapa tape -- a cloth type, low residue and is available at Pillar Tapes, 416-665-4646. If tape is not completely removed, any additional cleaning charges will be passed along to the exhibiting company.



Booth Design Guidelines

Peninsula exhibits

Description: Peninsula exhibits have 1 adjoining exhibitor and 3 sides open to aisles

These guidelines put in place ensure that every exhibitor has an equal opportunity to display their products and/or services. Please take the time to ensure that your display will meet these regulations to prevent unnecessary work on site. Any questions should be directed your representative at The Green Living Show at 416-360-0044.

Show Drape

Black show drape will be provided by Show Management to provide a basic frame or back drop for your booth; however, it is recommended that you provide pop-up or hard wall display for a professional look.

Guidelines for Booth Display

Full back wall must be 8' in height as show below. Walls are not permitted along any aisle, unless preauthorized. It is the responsibility of the exhibitor to finish any side of a wall, in an attractive manner, which is exposed to view.

Signage:

Hand written signs are not permitted. Top of the sign must not be higher than 15' from the floor with the bottom being at least 8' from the floor. Signage must be finished on all sides and hung in a way so as not to interfere with any other exhibitor. It cannot be attached to the top of the back wall. It must be completely within the cubed boundaries of the rented space. Signage may be suspended from the ceiling by making prior arrangements with Exhibition Place.

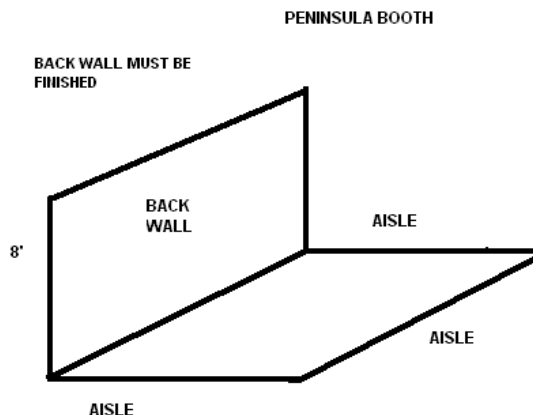
IT IS THE EXHIBITOR'S RESPONSIBILITY TO PROVIDE THE FOLLOWING:

Tables, chairs, all utilities and accessories are the responsibility of each exhibitor.

Flooring*:

All exhibits must have their entire booth space floor covered with carpeting or some other suitable product.

- Exhibitors laying tile or similar coverings or those who build structures (risers, decks) may not adhere it to the facility's floor and need to lay building paper, plastic sheeting or some other suitable protection first.
- Duct tape is not permitted to fasten carpeting to the floor. Two-sided adhesive tape is required. Show Management recommends Scapa tape -- a cloth type, low residue and is available at Pillar Tapes, 416-665-4646. If tape is not completely removed, any additional cleaning charges will be passed along to the exhibiting company.



Booth Design Guidelines Island exhibits

Description: Island exhibits are open concept and are accessible from all 4 aisles.

These guidelines are put in place to ensure every exhibitor has an equal opportunity to display their products and/or services. Please take the time to ensure that your display will meet these regulations to prevent unnecessary work on site. Any questions should be directed to your representative at The Green Living Show at 416-360-0044.

Guidelines for Booth Display:

Walls are not permitted along an aisle. Walls that get special approval must remain at least 4' from any aisle it intersects. The height of any structures (excluding walls at 8ft) within the booth is limited to 18'. Unique designs must have Show Management's approval.

Signage:

Hand written signs are not permitted. Signage can be suspended or tower mounted and cannot exceed 18' in height from the floor to the top of the sign. The bottom of the sign must be at least 8' from the floor. Signage must be finished on all sides. It must be completely within the cubed boundaries of the rented space. Signage may be suspended from the ceiling by making prior arrangements with Exhibition Place.

IT IS THE EXHIBITOR'S RESPONSIBILITY TO PROVIDE THE FOLLOWING:

Tables, chairs, all utilities and accessories are the responsibility of each exhibitor.

Flooring*:

All exhibits must have their entire booth space floor covered with carpeting or some other suitable product.

- Exhibitors laying tile or similar coverings or those who build structures (risers, decks) may not adhere it to the facility's floor and need to lay building paper, plastic sheeting or some other suitable protection first.
- Duct tape is not permitted to fasten carpeting to the floor. Two-sided adhesive tape is required. Show Management recommends Scapa tape -- a cloth type, low residue tape and is available at Pillar Tapes, 416-665-4646. If tape is not completely removed, any additional cleaning charges will be passed along to the exhibiting company.
-

